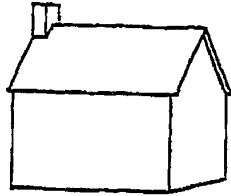




**Figure 27-2-B
Dwelling Unit Categories**




SINGLE-FAMILY




DUPLEX



TWIN



TOWNHOUSE



MULTI-FAMILY