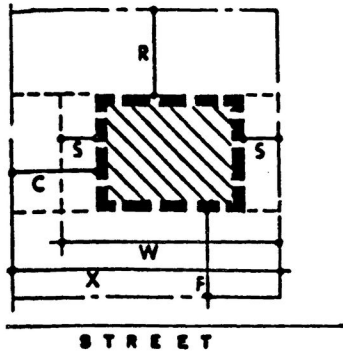


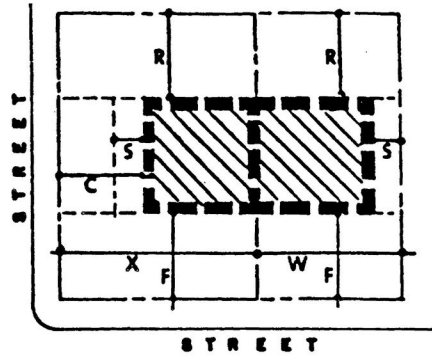
ZONING

27 Attachment 2

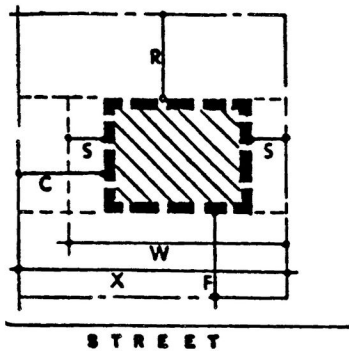
Township of Londonderry



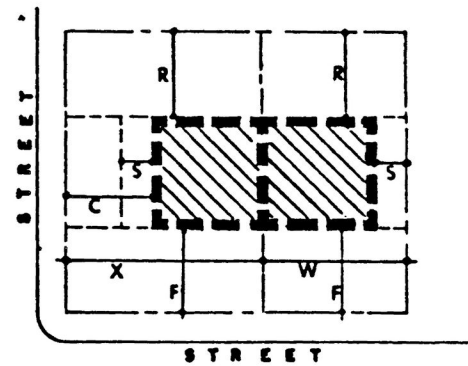
SINGLE-FAMILY DETACHED



SINGLE-FAMILY SEMI-DETACHED



TWO-FAMILY DETACHED



TWO-FAMILY SEMI-DETACHED

- F – Front Yard Depth
- S – Side Yard Width
- R – Rear Yard Depth
- C – Corner Lot Side Yard Width
- W – Lot Width – Interior Lot
- X – Lot Width – Corner Lot

DIMENSIONS – as required in the Regulations for each Zoning District.

LOT AREA – as required in the Regulations for each Zoning District.

COVERAGE AREA – maximum area permitted to be covered by buildings, as specified in the Regulations for each District.

RESIDENTIAL LOTS and YARDS