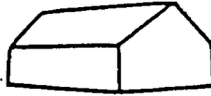


ZONING

133 Attachment 3

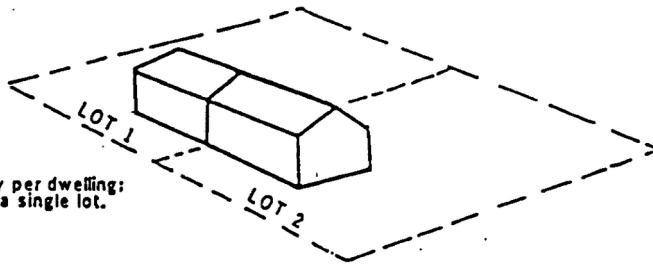
Township of Jackson
Illustrations of Residential Dwelling Types

SINGLE FAMILY DETACHED DWELLING



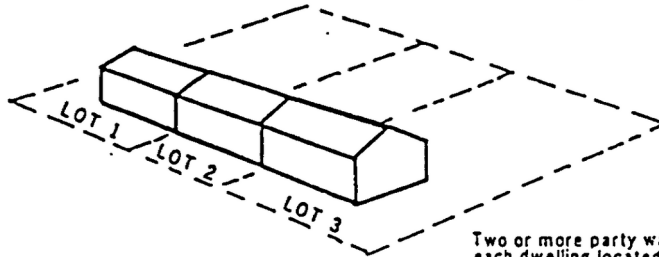
No party wall, one family,
located on a single lot.

SINGLE FAMILY SEMI-DETACHED DWELLING



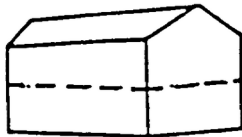
One party wall, one family per dwelling;
each dwelling located on a single lot.

SINGLE FAMILY ATTACHED DWELLINGS



Two or more party walls, one family per dwelling;
each dwelling located on a single lot.

TWO FAMILY DWELLINGS

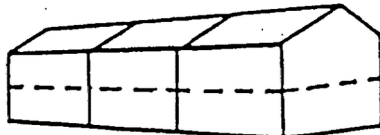


No party wall, one unit per floor;
building located on a single lot.

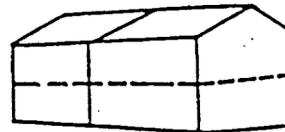


One party wall, one family per unit,
both units located on a single lot.

MULTI-FAMILY



Two or more party walls, three or more families;
all units located on a single lot.



One or more party walls, four or more
families; all units located on a single lot.