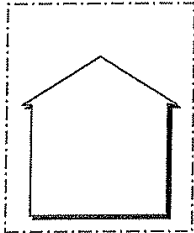


ZONING

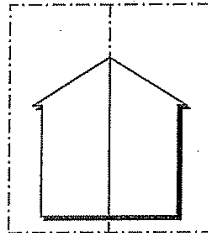
370 Attachment 2

City of Bridgeton

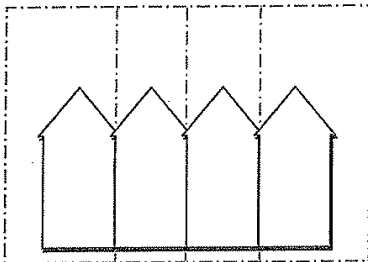
Residential Dwelling Types



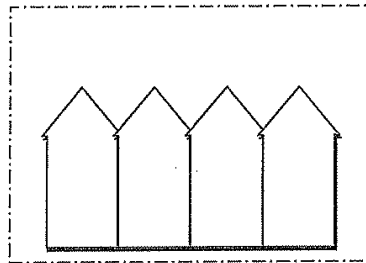
**SINGLE FAMILY DETACHED**  
(1 Lot)



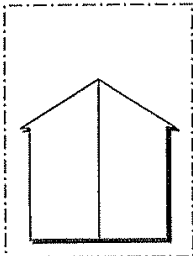
**SINGLE FAMILY SEMIDETACHED**  
(2 Lots)



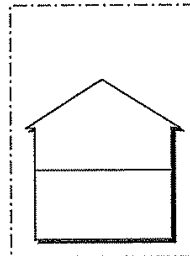
**SINGLE FAMILY ATTACHED /  
TOWNHOUSE**  
(Individual Lots)



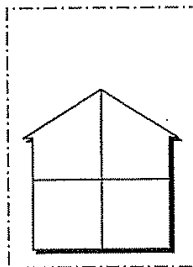
**SINGLE FAMILY ATTACHED /  
TOWNHOUSE**  
(1 Lot)



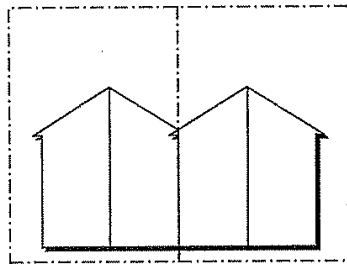
**TWO FAMILY ATTACHED / DUPLEX**  
(1 Lot)



**TWO FAMILY ATTACHED / OVER/UNDER**  
(1 Lot)



**FOUR FAMILY ATTACHED**  
(1 Lot)



**FOUR FAMILY SEMIDETACHED**  
(2 Lots)