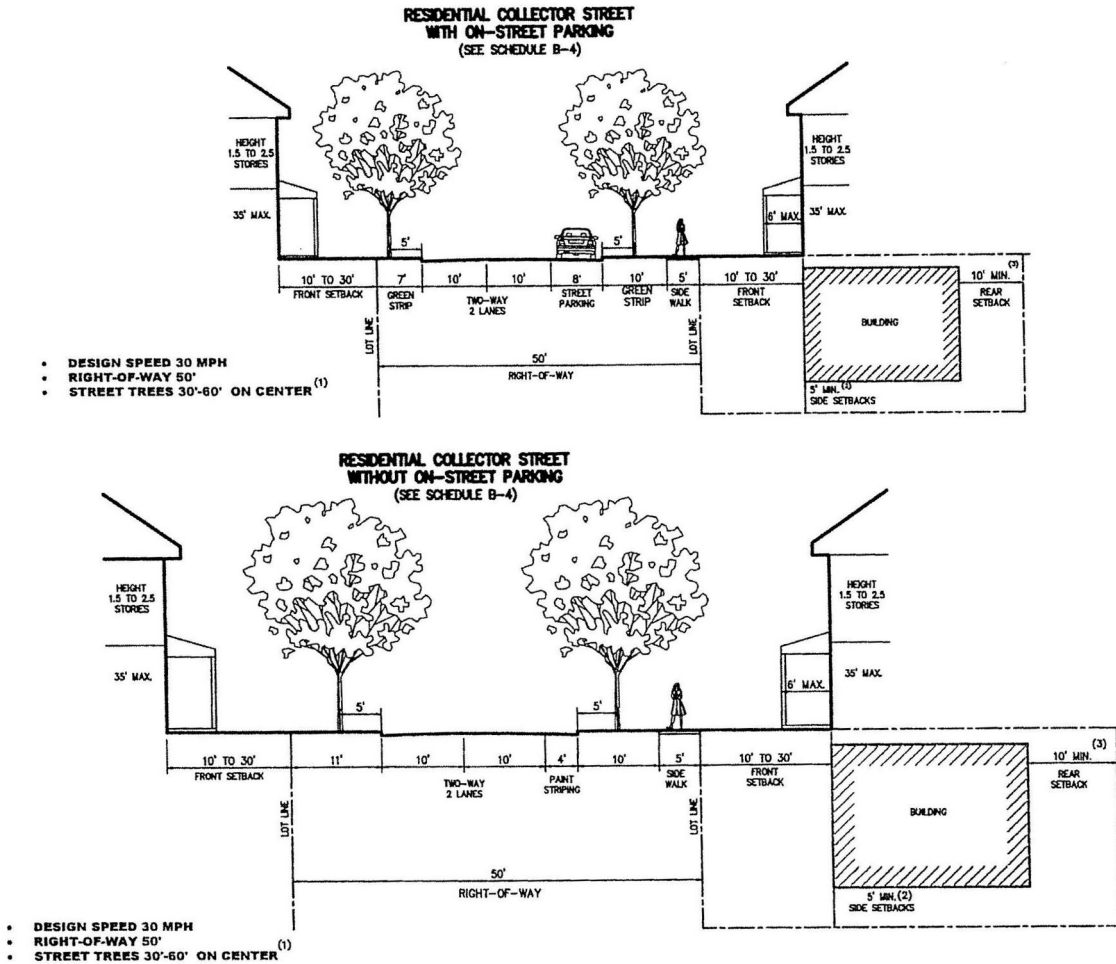


# ZONING

## 240 Attachment C2

### Figure 2 TCR

[Amended 8-27-2008 by L.L. No. 7-2008; 7-2-2025 by L.L. No. 4-2025]



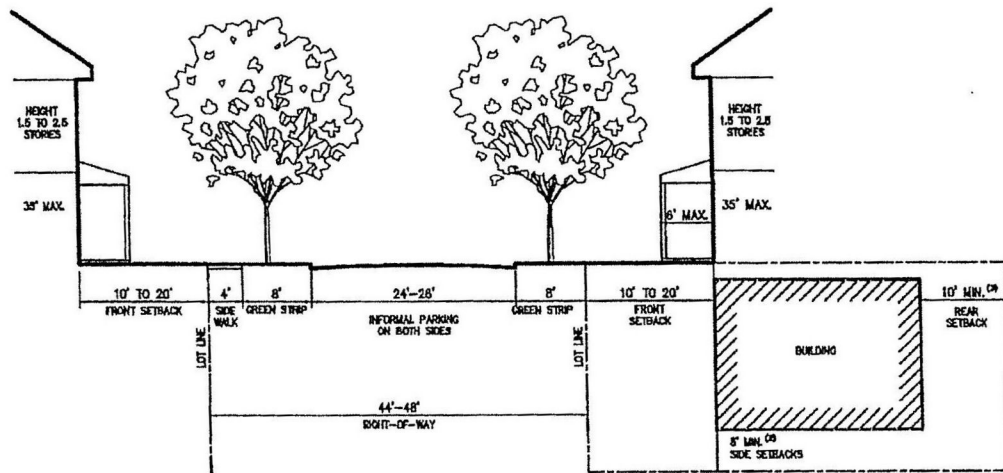
**FOOTNOTES:**

- (1) STREET TREE QUANTITIES TO BE ESTABLISHED DURING SITE PLAN APPROVAL AND FINAL LOCATIONS TO BE DETERMINED DURING CONSTRUCTION AS LAYOUT ALLOWS AND AS APPROVED BY TOWN ENGINEER, ADMINISTRATOR OF PUBLIC WORKS, HIGHWAY SUPERINTENDENT AND BUILDING INSPECTOR.
- (2) PLANNING BOARD MAY APPROVE 0 FOOT SIDE YARD SETBACKS.
- (3) 6 FOOT MIN. REAR SETBACKS FOR ALL GARAGES AND ACCESSORY STRUCTURES.
- (4) PLANNING BOARD MAY APPROVE A REDUCED ROADWAY SECTION AND SIDEWALK CONFIGURATION TO MINIMIZE IMPACTS TO A WETLAND/WETLAND BUFFER CROSSING.

**FIG.2 TCR TYPICAL STREET STANDARDS  
HEIGHT AND SETBACK REQUIREMENTS**

# LA GRANGE CODE

## RESIDENTIAL ACCESS STREET (SEE SCHEDULE B-4)



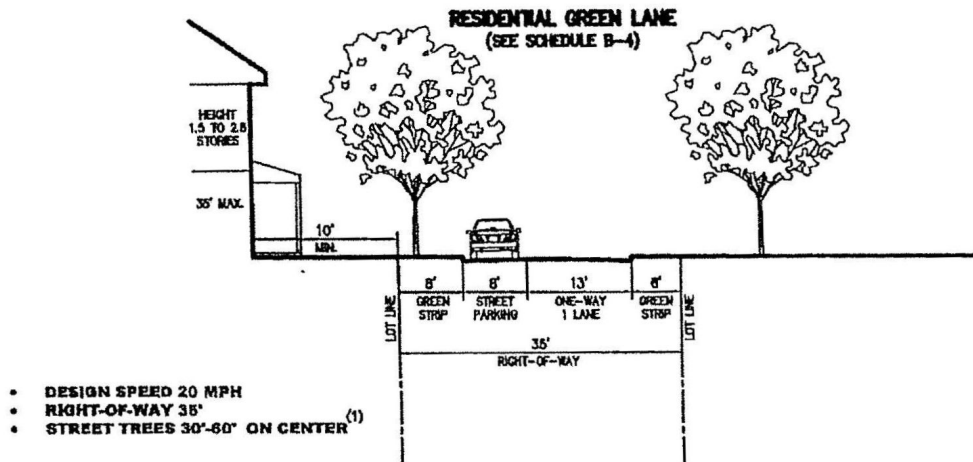
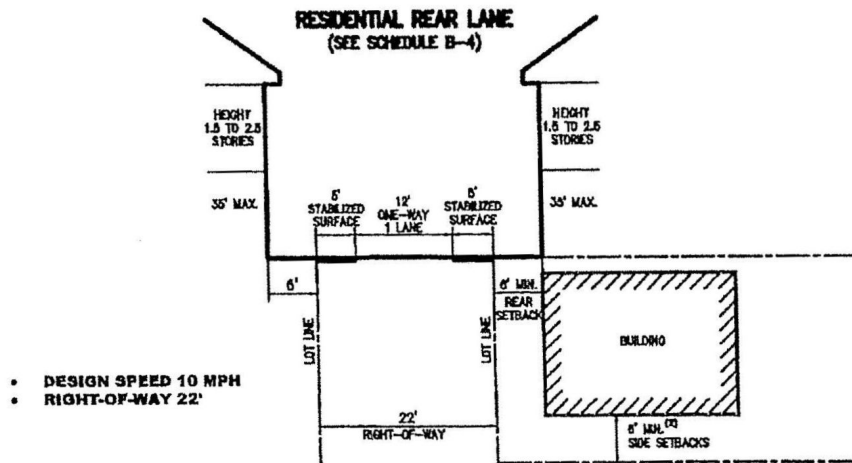
- DESIGN SPEED 20 MPH
- RIGHT-OF-WAY 44'-48' <sup>(1)</sup>
- STREET TREES 30'-60' ON CENTER

### FOOTNOTES:

- (1) STREET TREE QUANTITIES TO BE ESTABLISHED DURING SITE PLAN APPROVAL AND FINAL LOCATIONS TO BE DETERMINED DURING CONSTRUCTION AS LAYOUT ALLOWS AND AS APPROVED BY TOWN ENGINEER, ADMINISTRATOR OF PUBLIC WORKS, HIGHWAY SUPERINTENDENT AND BUILDING INSPECTOR.
- (2) PLANNING BOARD MAY APPROVE 0 FOOT SIDE YARD SETBACKS.
- (3) 6 FOOT MIN. REAR SETBACKS FOR ALL GARAGES AND ACCESSORY STRUCTURES.

**FIG.2 TCR TYPICAL STREET STANDARDS  
HEIGHT AND SETBACK REQUIREMENTS**

## ZONING



**NOTES:**

- (1) STREET TREE QUANTITIES TO BE ESTABLISHED DURING SITE PLAN APPROVAL AND FINAL LOCATIONS TO BE DETERMINED DURING CONSTRUCTION AS LAYOUT ALLOWS AND AS APPROVED BY TOWN ENGINEER, ADMINISTRATOR OF PUBLIC WORKS, HIGHWAY SUPERINTENDENT AND BUILDING INSPECTOR.
- (2) PLANNING BOARD MAY APPROVE 0 FOOT SIDE YARD SETBACKS.
- (3) SIX FOOT MIN. REAR SETBACK FOR ALL GARAGES AND ACCESSORY STRUCTURES.

**FIG.2 TCR TYPICAL STREET STANDARDS  
HEIGHT AND SETBACK REQUIREMENTS**