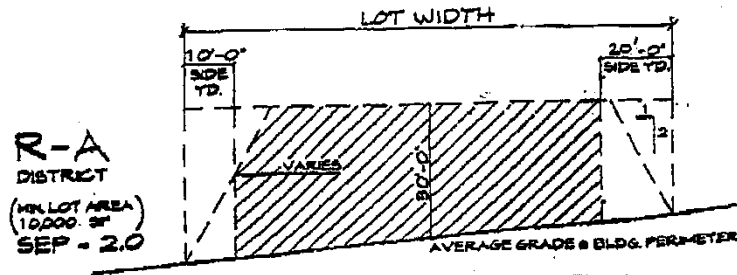
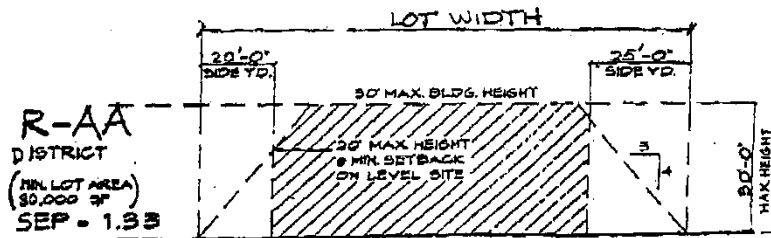


ZONING

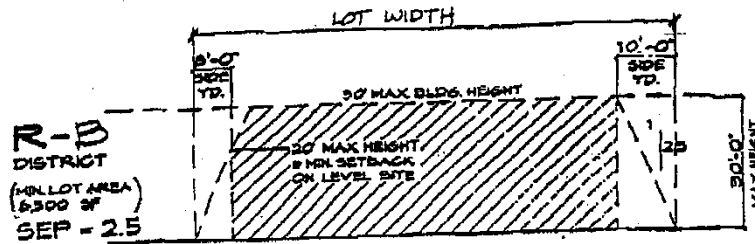
60 Attachment 1

Village of Russell Gardens

SKY EXPOSURE PLANE DIAGRAMS



SKY EXPOSURE PLANE (SEP) RATIO = $\frac{\text{HEIGHT}}{\text{SETBACK}}$



SKY EXPOSURE PLANE (SEP) RATIO = $\frac{\text{HEIGHT}}{\text{SETBACK}}$

This fax was received by GFI FAXmaker fax server. For more information, visit: <http://www.gfi.com>