

ZONING AND LAND DEVELOPMENT

301 Attachment 1

Town of Riverhead

Parking Schedule

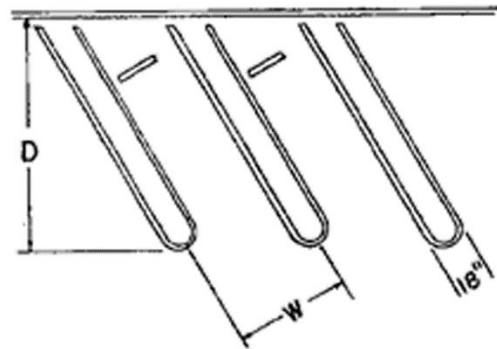
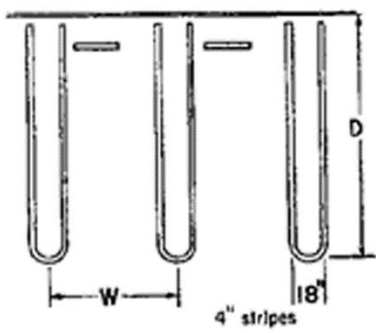
[Amended 12-18-1973; 5-17-1977; 6-20-1978; 12-18-1979; 5-15-1984; 10-6-1992; 7-19-1994; 9-18-2012 by L.L. No. 22-2012; 10-16-2013 by L.L. No. 16-2013; 6-7-2016 by L.L. No. 18-2016; 6-21-2016 by L.L. No. 22-2016]

Parking Use	Minimum Number of Spaces
One-family and two-family dwellings	1 per dwelling unit
Multiple dwellings	1 1/2 per dwelling unit
Hotels, motels, tourist homes, cabins, lodging, rooming and boarding houses	1 per guest sleeping room or suite
Fraternities, sororities or dormitories	1 per 2 sleeping rooms
Hospitals	1 per 1 1/2 patient beds
Sanatoriums or convalescent homes	1 per 3 patient beds
Medical or dental office	1 per 150 square feet of floor area
Mortuary or funeral directors' establishments	1 per 75 square feet of floor area of assembly rooms
Bowling alleys	4 per alley
Theaters, auditoriums or any public assembly area with fixed seats, including churches, schools above elementary levels, colleges and universities	1 per 3 seats
Movie theaters	1 per 4 seats
Any public assembly area without fixed seats	1 per 100 square feet of floor area
Elementary schools	1 per classroom
Office buildings	1 per 200 square feet of floor area
Restaurants	1 per 3 seats
Retirement community	1 1/2 per dwelling unit
Marinas	1 per every 2 boat slips or mooring stations
Retail stores	1 per 250 square feet of floor area
Industrial or manufacturing establishments	1 per each 2 employees, computed on the basis of the greater number of persons to be employed at peak employment, but not less than 1 per 400 square feet of floor area

RIVERHEAD CODE

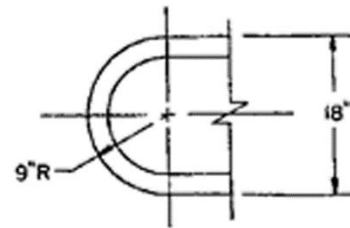
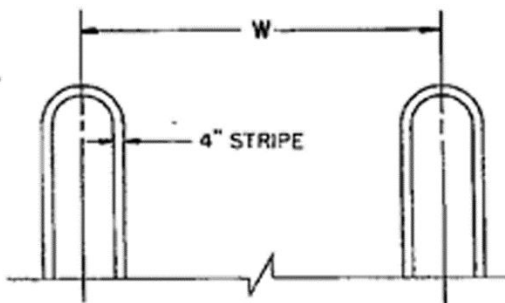
Parking Use	Minimum Number of Spaces
Any commercial or business use not otherwise expressly provided for	1 per 300 square feet of floor area
Warehouse, etc.	1 per 1,000 square feet of floor area up to 5,000 square feet, and 1 additional space for each additional 10,000 square feet of floor area
Drive-in restaurant, etc.	1 per 300 square feet of lot area devoted to use
Golf driving range	1 per driving tee
Golf course	2 per hole
Professional service buildings	1 per 150 square feet of floor area
Bed-and-breakfast facilities	1 per sleeping room
Professional office in the MRP District	1 per 250 square feet of floor area
Residential uses in the MRP District	1 1/2 per dwelling unit

ZONING AND LAND DEVELOPMENT



DOUBLE STRIPING

NOTE: 4" STRIPE APPROXIMATELY 18" APART WITH ROUNDED OR SQUARED ENDS



STALL DOUBLE STRIPING DETAIL