










ZONING

312 Attachment 3

**Borough of Millvale**

**Building Typologies by Street**

Building Character Example	Building Type	Street Type					
		S1	S2	S3	S4	S5	S6
	B1 Single						
	B2 Twin						
	B3 Row						
	B4 Modular						
	B5 Apartment/Flat						
	B6 Shop						
	B7 Business SS						
	B8 Business MS						
	B9 Civic						

NOTE: Gray tone denotes permissible (see also street typology map).