

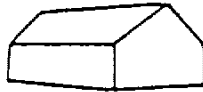
ZONING

224 Attachment 3

Borough of Dallastown

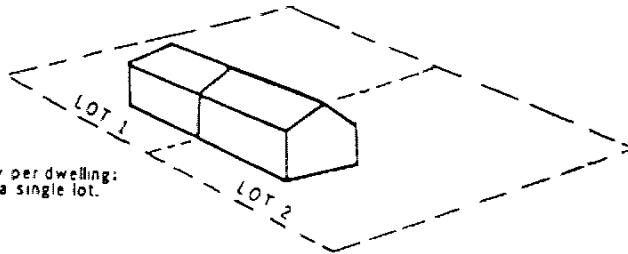
Illustrations of Residential Dwelling Types

SINGLE FAMILY DETACHED DWELLING



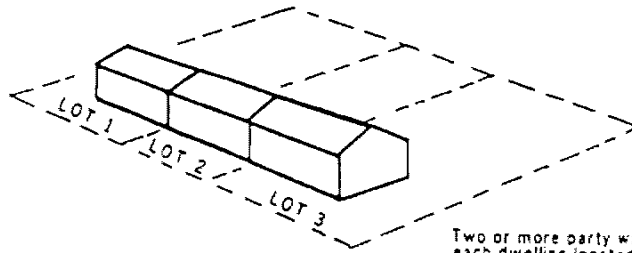
No party wall, one family, located on a single lot.

SINGLE FAMILY SEMI-DETACHED DWELLING



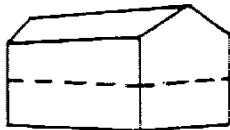
One party wall, one family per dwelling; each dwelling located on a single lot.

SINGLE FAMILY ATTACHED DWELLINGS



Two or more party walls, one family per dwelling; each dwelling located on a single lot.

TWO FAMILY DWELLINGS

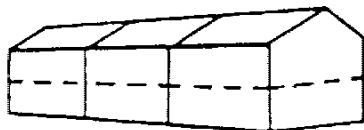


No party wall, one unit per floor; building located on a single lot.



One party wall, one family per unit, both units located on a single lot.

MULTI-FAMILY



Two or more party walls, three or more families; all units located on a single lot.



One or more party walls, four or more families; all units located on a single lot.