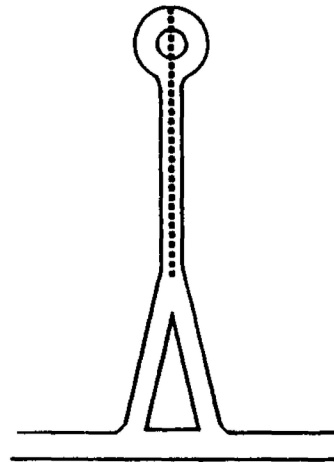
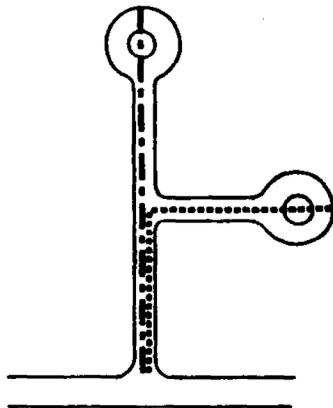
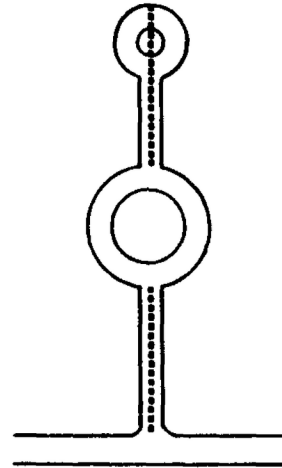
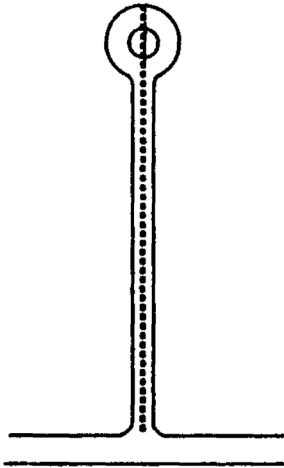


LAND USE AND DEVELOPMENT

102 Attachment 13

Cul-de-Sac Variations

Township of Bethlehem



The length of the cul-de-sac shall be measured along the dotted line (---).

PREPARED BY: Richard Thomas Coppola and Associates,
Princeton Junction, New Jersey

1/18/88